



BELGARD
PAVES THE WAY



SHOP BY COLLECTION



METROPOLITAN

Smooth finish. Straight lines.

Artforms™ Panel System	p. 12
Pavers	p. 16
Walls	p. 86
Features.....	p. 122



NATURAL

Look of slate and worn stone. Sculpted.

Pavers	p. 24
Walls.....	p. 88
Features.....	p. 112



HERITAGE


Antiqued. Tumbled.

Pavers	p. 30
Walls.....	p. 90
Features.....	p. 118

LEGACY

Soft edges. Split face.

Pavers	p. 32
Walls.....	p. 94
Features.....	p. 100



PORCELAIN

High-definition.
Unbeatable durability.

Pavers	p. 46
Features.....	p. 108


ENVIRONMENTAL

Permeable. Eco-Friendly.

Pavers	p. 42
--------------	-------



SHOP BY APPLICATION



14 PAVERS

Metropolitan.....	p. 16
Natural.....	p. 24
Heritage.....	p. 30
Legacy.....	p. 32
Environmental.....	p. 42
Porcelain.....	p. 46



84 WALLS

Metropolitan.....	p. 86
Natural.....	p. 88
Heritage.....	p. 90
Legacy.....	p. 94




98 CUSTOMIZE YOUR SPACE

Artforms™ Panel System.....	p. 12
Coping.....	p. 100
Elements.....	p. 110
Fire Features.....	p. 112
Lighting.....	p. 124
Paver Restoration.....	p. 126

YOUR NEW OUTDOOR ROOM AWAITS

You've been dreaming about it. Get inspiration. Get design tips. Then, get ready to start living!



Composite Decking



Outdoor Room



- Living
- Office
- Kitchen
- Dining
- Garden
- Decking



TERRARIUM



MARIGOLD



JETSET


Belgard.com/Rooms

borders



planter





METROPOLITAN FIRE PIT LIVING ROOM 6A



METROPOLITAN OFFICE SPACE 3A



NATURAL KITCHEN 5A



NATURAL DINING ROOM 1A



METROPOLITAN KITCHEN 10A

BELGARD ROOMS

BROUGHT TO YOU BY
BELGARD DESIGN STUDIO

SHOP BY ROOM

A NEW WAY TO DESIGN YOUR SPACE

With over 100 designs to choose from, Belgard Rooms can help you plan the ideal backyard addition. Choose from a variety of room sizes, styles and design features. Each room is designed to work alone or seamlessly pair with other rooms within the portfolio. For total backyard transformations, browse our library of beautifully coordinated Multi-Room Spaces.

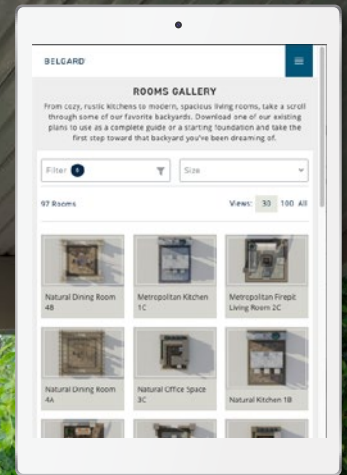
VIEW THE GALLERY AND BROWSE ANIMATED TOURS AT Belgard.com/Rooms

SEE ROOMS
COME TO LIFE



BROWSE.
PICK.
CLICK.

Our full portfolio of room designs can help bring your vision to life.



design tip

Your contractor can work with the Belgard Design Studio to adjust product selections and room features to fit your personal needs.

2022



2016



2020

2021

2018

2019

2017

HGTV
DREAM HOME
PROUD SPONSOR 2022

ROOM *to* DREAM

7 YEARS OF INSPIRING OUTDOOR
LIVING DREAMS TOGETHER

Our long-term sponsorship of the HGTV® Dream Home means collaborating with top design professionals to create trend-forward outdoor spaces that inspire millions of homeowners. **Visit Belgard.com/HGTVDreamHome**

HGTV, HGTV Dream Home, HGTV Dream Home Giveaway and their associated logos are trademarks of Discovery or its subsidiaries and affiliates. All rights reserved. Photos © 2021 Discovery or its subsidiaries and affiliates. All rights reserved.

COLOR

2022



JETSET

Belgard's Color of the Year

Jetset is an energizing hue, full of optimism and the promise of a glorious day.

Keep the surrounding space in mind when choosing hardscape colors. Monochromatic and neutral tones can create a sleek, contemporary look. Whereas, contrasting hues work well for creating intricate eye-catching designs. Accessorize with our color of the year to complete your space.

2020



TERRARIUM

2021



MARIGOLD

Our previous colors of the year will still be seen in this year's accessory color palette. For a more subdued look, pull from the soft greens of 2020. For an energized feel, sprinkle in pops of Marigold.

TEXTURE

Texture plays an integral role in outdoor living design. The textures chosen can add a dimensional aspect, a time-worn aesthetic or an element of sophistication.



SLATE / RUSTIC




SCULPTED



COBBLED



DIMPLED



SMOOTH / GRANA



STANDARD



DISTRESSED



TUMBLED

SCALE

Depending on the design goals, the shape and size of a paver can help make an outdoor space look more cozy, more open and contemporary, or more in harmony with the surrounding environment.

4" X 8"
HOLLAND STONE



VARIES BETWEEN 4"-6"
BELGIAN COBBLE*



6" X 12"
MODULINE SERIES*



15 1/8" X 11 1/8"
MEGA-ARBEL*




15 1/4" X 23 3/8"
TURFSTONE*





METROPOLITAN



NATURAL



HERITAGE


COLLECTIONS

BY BELGARD®

Organized by texture and style, each collection offers coordinated looks that pair well together or can be mixed and matched for a unique design.



LEGACY



ENVIRONMENTAL



PORCELAIN



METROPOLITAN
COLLECTION



SPECIAL
ORDER

ARTFORMS™

Artforms simplifies the design of contemporary outdoor living spaces. This unique modular panel system offers sleek lines and rich color blends to create eye-catching outdoor kitchens and limitless outdoor living features.



VISIT [Beldgard.com/Artforms](https://Belgard.com/Artforms)
FOR MORE INSPIRATION

6 x 36

18 x 36



ROCKLAND BLACK



SCANDINA GRAY





METROPOLITAN

16
Catalina Grana®

18
Lafitt® Grana Slab

22
Melville™ Plank

20
Moduline Series®

NATURAL

24
Catalina™

26
Lafitt® Rustic Slab

28
Mega-Arbel® Patio Slab

HERITAGE

30
Belgian Cobble®

LEGACY

32
Appian-Stone®

34
City Series

36
Holland Stone

38
Mega-Cambridge®

39
Oceanside

40
Old World Paver™

ENVIRONMENTAL

42
Aqualine®

44
Eco Holland

45
Turfstone™

PORCELAIN

STONE FINISH

46
Ardesie

48
Lagoon

50
Na.Me

52
Norr

54
Quarziti 2.0

56
Siverlake

58
Stones 2.0

60
Verona™

80
Genoa

WOOD FINISH

62
Jurupa

64
Nau 2.0

66
Noon

68
Rail

70
Signature

CONCRETE FINISH

72
Clay

81
Foundation

74
Glocal

76
Lemmy

78
Mashup

82
Officine

PORCELAIN LEGEND



slate • smooth • tumbled



PAVERS

design tip
DriBond is ideal for thin 30mm
paver overlays. See page 126

CATALINA GRANA[®]

3-PIECE PAVER / 60MM / 30MM



4 x 8

8 x 8

8 x 12



AMARETTO



NAPOLI



RIO



SLATE



TITANIUM



LAFITT® GRANA

3-PIECE SLAB / 50MM



7³/₈ x 14⁷/₈

14⁷/₈ x
14⁷/₈

14⁷/₈ x 22⁷/₁₆

Not intended for vehicular use.



AMARETTO




NAPOLI




RIO



SLATE



TITANIUM





MODULINE SERIES®

PAVER / 60MM / 80MM / 100MM



3 x 12

4 x 12*

6 x 12**

12 x 12†

4 x 12 ‡

4 x 16

12 x 24†

* Only available in 100mm
 ** Available in 60mm & 80mm
 † Only available in 60mm
 ‡ Only available in 80mm



CHARCOAL



CAMEL



WHITE



PEWTER



NAPOLI



SLATE



TITANIUM





MELVILLE™ PLANK

3-PIECE PAVER / 60MM



Not intended for vehicular use.



AMARETTO



NAPOLI



RIO



SLATE



TITANIUM

5 x 19¹¹/₁₆

5 x 15³/₄

5 x 11¹³/₁₆

FINISH YOUR SPACE

For a cohesive look, add walls to your space with these coordinating products from the **Metropolitan Collection**.

WALLS




CASTLEMANOR® GRANA & CAP PG. 86



EASTON STONE™ PG. 87

NATURAL
COLLECTION 

design tip

 DriBond is ideal for thin 30mm paver overlays. See page 126

CATALINA[®]

3-PIECE PAVER / 30MM / 60MM / 80MM



4 x 8

8 x 8

8 x 12



AMARETTO



NAPOLI




RIO



SLATE




TITANIUM





LAFITT® RUSTIC

3-PIECE SLAB / 50MM



7³/₈ x 14⁷/₈

14⁷/₈ x
14⁷/₈

14⁷/₈ x 22⁷/₁₆

Not intended for vehicular use.



AMARETTO



NAPOLI



RIO



SLATE



TITANIUM









MEGA-ARBEL®


SLAB / 80MM



AMARETTO



HARVEST BLEND




NAPOLI



FINISH YOUR SPACE

For a cohesive look, add walls or finishing touches to your space with these coordinating products from the **Natural Collection**.

WALLS




BELAIR WALL® 2.0 & CAP PG. 88

FEATURES



BRISTOL™ SERIES PG. 116



BORDEAUX™ SERIES PG. 114



BEAUFORT™ SERIES PG. 112





PERMEABLE
OPTION

*with larger joints, proper
base and joint material.*

BELGIAN COBBLE®

PAVER / 60MM

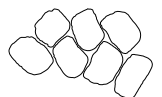


GRAY



SLATE


Variable x 2%



FINISH YOUR SPACE

For a cohesive look, add walls or finishing touches to your space with these coordinating products from the **Heritage Collection**.

WALLS



CASTLEMANOR® & CAP PG. 90



WESTON STONE™ PG. 92

FEATURES



BRIGHTON® SERIES PG. 118




WESTON STONE™ FIRE PIT PG. 120

*design tip*DriBond is ideal for thin 30mm
paver overlays. See page 126

APPIAN-STONE[®]

PAVER / 30MM / 60MM / 80MM



6 x 9*

6 x 6

6 x 9

*Only available in 60mm



ADOBE



AMARETTO



BROWN-CHESTNUT



HARVEST BLEND



KNIGHTSBRIDGE



NAPOLI



RIO



SLATE



TITANIUM




design tip

DriBond is ideal for thin 30mm paver overlays. See page 126

CITY SERIES

PAVER / 30MM / 60MM




8 x 8*

8 x 12*

12 x 12

16 x 16*

*Only available in 60mm




AMARETTO



NAPOLI



SLATE



TITANIUM





design tip

DriBond is ideal for thin 30mm paver overlays. See page 126

HOLLAND STONE

PAVER / 30MM / 60MM / 80MM / 100MM[†]



4 x 8

†100MM available for mechanical install in herringbone pattern



ADOBE



AMARETTO



BROWN-CHESTNUT



CHARCOAL



HARVEST BLEND



KNIGHTSBRIDGE



NAPOLI



RIO



SLATE



TITANIUM





design tip
DriBond is ideal for thin 30mm paver overlays. See page 126

MEGA-CAMBRIDGE™

3-PIECE PAVER / 30MM / 60MM / 80MM



AMARETTO



NAPOLI



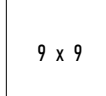
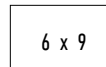
RIO



SLATE



TITANIUM




OCEANSIDE

PAVER / 30MM* / 60MM


design tip
DriBond is ideal for thin 30mm paver overlays. See page 126



CREAM



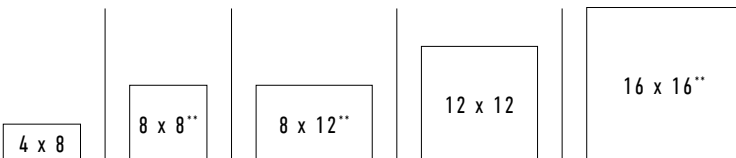
GRAY



MALT



WHITE



**Only available in 60mm *30mm not intended for vehicular use.





OLD WORLD PAVER™

3-PIECE PAVER / 80MM



NAPOLI



SLATE



TITANIUM

5 x 7¹¹/₁₆

5 x 10¹/₄

5 x 12¹³/₁₆

FINISH YOUR SPACE

For a cohesive look, add walls or finishing touches to your space with these coordinating products from the **Legacy Collection**.

WALLS



DIAMOND® 2.0 & CAP PG. 95




DIAMOND PRO® & CAP PG. 96

FEATURES



BULLNOSE COPING PG. 100



FOUNTAINHEAD COPING PG. 102



SEVILLE COPING PG. 106



AQUALINE™

3-PIECE PAVER / 80MM



4 1/2
x
4 1/2

4 1/2 x 9

9 x 9



NAPOLI




SLATE



TITANIUM*

**Swatch represents product color only, not surface texture, dimension and/or shape.*








ECO HOLLAND


PAVER / 80MM




**Swatch represents product color only, not surface texture, dimension and/or shape.*



NAPOLI



SLATE



TITANIUM*

4 x 8


Available for mechanical install in herringbone pattern

TURFSTONE™

SLAB / 80MM



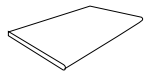

GRAY



15 3/4 x 23 3/8

ARDESIE

STONE FINISH



UNICO

24 x 24


MIRAGE
Porcelain. Design. Sustainability.



v3 SHORE
AD 01 NAT



v3 ISLAND
AD 02 NAT



v4 AFRICAN STONE
AD 03 NAT



v3 BLACK REEF
AD 04 NAT



v3 VULCAN
AD 05 NAT



LAGOON

STONE FINISH



24 x 48

MIRAGE
Porcelain Design Sustainability




v2  **MOONBEAM**
LG 01 ST



v2  **SANDSHELL**
LG 02 ST




v2  **ATMOSPHERE**
LG 03 ST



v2  **SHARKSKIN**
LG 04 ST



v2  **CLOUDBURST**
LG 05 ST





NA.ME

STONE FINISH



36
x
18

24 x 24

24 x 48

48 x 48*

MIRAGE
Porcelain Design Sustainability


*Only available in Gris Belge



v2  **JURA BEIGE**
NE 10 ST




v2  **BOURGOGNE**
NE 12 ST



v2  **LUMNEZIA**
NE 21 ST



v2  **OVERCAST**
NE 22 ST



v2  **GRIS BEIGE**
NE 31 ST



NORR

STONE FINISH



24
x
24

36 x 36

MIRAGE
Porcelain Design Sustainability




VIT
RR 01 ST - STA



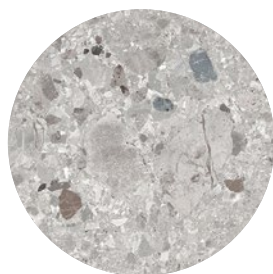
GRA
RR 02 ST - STA



SVART
RR 03 ST - STA



v3
MODERATE
FARGE
RR 05 STA



v3
MODERATE
HAV
RR 06 STA



v4
MODERATE
OKEN
RR 08 STA



v4
MODERATE
GRUS
SK 09 STA



QUARZITI 2.0

STONE FINISH



MIRAGE
Porcelain Design Sustainability

12 x 24

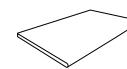
18 x 36

24 x 24

24 x 48

12
x
24

24 x 36



UNICO



v3
GLACIER
QR 01 NAT




v3
MOUNTAINS
QR 02 NAT




v3
WATERFALL
QR 03 NA



v3
RIVER
QR 04 NAT



v3
MANTLE
QR 05 NAT



SILVERLAKE

STONE FINISH



24 x 24

24 x 48

MIRAGE
Porcelain · Design · Sustainability



v3
MODERATE
BRAIES
SK 01 ST



v3
MODERATE
RESIA
SK 02 ST



v3
MODERATE
MORITZ
SK 03 ST



v3
MODERATE
NEMI
SK 04 ST



v3
MODERATE
MORO
SK 05 ST





v4
MODERATE
ORSI
SK 06 ST



STONES 2.0

STONE FINISH



24 x 24

MIRAGE
Porcelain Design Sustainability



v2
CHAMBROD
SO 05 ST



v2
PIERRE BLEUE
SO 10 ST

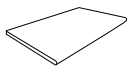



v2
PIERRE BLEUE SABLÉE
SO 11 ST



VERONA™

STONE FINISH




UNICO

24 x 24

MIRAGE
Porcelain Design Sustainability



v3 BLUE STONE



v3 PLATINUM



v3 TAOS



v4 YUKON





NEW JURUPA
WOOD FINISH



12 x 48




v2
COOL
JP 02



v2
MASTER
JP 03



v2
CAMP
JP 04





NAU 2.0

WOOD FINISH



12
x
48

MIRAGE
Porcelain · Design · Sustainability



v3
FADO
NA 01



v3
INDIE
NA 02





WEBER'S
GREATEST
HITS

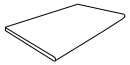


NOON

WOOD FINISH



MIRAGE
Porcelain Design Sustainability



UNICO

8 x 48

12 x 48



DAYLIGHT
NN 01 ST



EMBER
NN 02 ST



HONEY
NN 03 ST



RAIL

WOOD FINISH



12 x 48

MIRAGE
Porcelain. Design. Sustainability.



v2
ICEBERG
RL 01





v2
GRAPHITE
RL 02





SIGNATURE

WOOD FINISH



12 x 48

MIRAGE
Porcelain. Design. Sustainability.



v2  **ARTIC**
SI 01 RD



v2  **HAVANA**
SI 04 RD



v2  **DAKOTA**
SI 05 RD






NEW CLAY
CONCRETE FINISH




32 x 32


MIRAGE
Porcelain Design Sustainability




v2 DELIGHT
CL 02 ST




v2 AWAKE
CL 03 ST



v2 FANCY
CL 04 ST

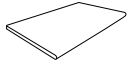


v2 TRUST
CL 07 ST



GLOCAL

CONCRETE FINISH



UNICO

24 x 24

36 x 36

48 x 48

24 x 48



MIRAGE
Porcelain · Design · Sustainability


* Only offered in 24 x 24 size




v2
CLEAR*
GC 01




v2
IDEAL
GC 03



v2
TYPE
GC 04



v2
CLASSIC
GC 05



v2
ABSOLUTE
GC 06



v2
CHAMOIS
GC 08



NEW LEMMY
CONCRETE FINISH



32 x 32

MIRAGE
Porcelain Design Sustainability



v2
NIMBUS
LY 01 ST



v2
EXCALIBUR
LY 02 ST



v2
VENOM
LY 03 ST




v2
KING
LY 04 ST





MASHUP

CONCRETE FINISH



24 x 24

36 x 36

MIRAGE
Porcelain Design Sustainability



v2
SQUARE
MP 01 ST



v2
WAY
MP 02 ST



v2
BLOCK
MP 03 ST



v2
ROAD
MP 04 ST







NEW

GENOA™

STONE FINISH



BLANCO



CREMA

12
x
24

24 x 24

FOUNDATION™



CONCRETE FINISH



AMBER BEIGE



SCANDINA GRAY

24 x 24





OFFICINE

CONCRETE FINISH



MIRAGE
Porcelain. Design. Sustainability.



v2  **ACID**
OF 01 ST



v2  **ROMANTIC**
OF 02 ST



v2  **DARK**
OF 03 ST



v2  **GOTHIC**
OF 04 ST



v2  **SUNSET**
OF 05 ST


24 x 24

36 x 36

FINISH YOUR SPACE

For a cohesive look, add a finishing touch to your space with this coordinating product from the **Porcelain Collection**.

UNICO



UNICO PG. 108





METROPOLITAN

86
Castlemanor® Grana

87
Easton Stone™

NATURAL

88
Belair Wall® 2.0

HERITAGE

90
Castlemanor®

92
Weston Stone™

LEGACY


94
Diamond® 9D

95
Diamond® 2.0

96
Diamond Pro® &
Diamond Pro® PS

97
Diamond Pro® Stone Cut

freestanding • retaining • garden



WALLS

CASTLEMANOR® GRANA

3-PIECE FREESTANDING / RETAINING WALL



COORDINATING CAP
AVAILABLE



AMARETTO



NAPOLI



RIO



SLATE



6 x 6 / 4 x 10 | 6 x 12 / 10 x 10 | 6 x 16 / 14 x 10

See cap on page 148

EASTON STONE™

3-PIECE & UNIVERSAL FREESTANDING / GARDEN WALL

design tip
Illuminate your space.
See page 124



AMARETTO



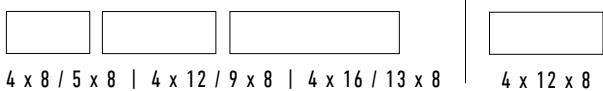
NAPOLI



RIO



SLATE



NEW

BELAIR WALL[®]

2.0

3-PIECE FREESTANDING / RETAINING WALL



6 x 6 x 5 | 6 x 10 x 5 | 6 x 16 x 5
Freestanding

6 x 6 x 8 | 6 x 10 x 8 | 6 x 16 x 8
Retaining

See cap and corner units on page 147

Swatches represent product color only, not surface texture, dimension and/or shape.



AMARETTO



NAPOLI



RIO



SLATE

COORDINATING CORNER
AVAILABLE

COORDINATING CAP
AVAILABLE



CASTLEMANOR[®]

3-PIECE FREESTANDING / RETAINING WALL

6 x 6 / 4 x 10 | 6 x 12 / 10 x 10 | 6 x 16 / 14 x 10 *See cap on page 147*

AMARETTO



NAPOLI



RIO



SLATE




COORDINATING CAP
AVAILABLE

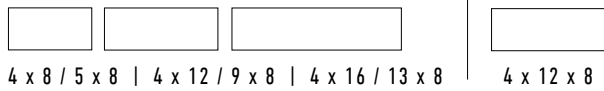


WESTON STONE™

3-PIECE & UNIVERSAL FREESTANDING / GARDEN WALL



UNIVERSAL BLOCK CAN
BE USED AS A CAP



4 x 8 / 5 x 8 | 4 x 12 / 9 x 8 | 4 x 16 / 13 x 8 | 4 x 12 x 8



AMARETTO



NAPOLI



RIO



SLATE





DIAMOND® 9D

RETAINING WALL



AMARETTO



NAPOLI



RIO



SLATE

See cap, corner and column units on page 148

6 x 17 $\frac{3}{4}$ x 9

DIAMOND[®] 2.0

3-PIECE FREESTANDING WALL



AMARETTO



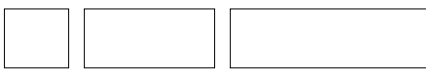
NAPOLI



RIO



SLATE



6 x 6 x 5 | 6 x 12 x 5 | 6 x 18 x 5


See cap, corner and column units on page 148





DIAMOND PRO® & DIAMOND PRO® PS

RETAINING WALL



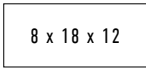
NAPOLI



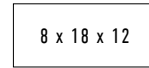
PEBBLE



SLATE



Straight Face



Pin System

See caps, corner & pins on page 149

DIAMOND PRO STONE CUT[®]



RETAINING WALL



NAPOLI



PEBBLE



SLATE



8 x 18 x 12



8 x 7 x 12 | 8 x 11 x 12

See caps and corner on page 149





COPING

100
Bullnose Coping

102
Fountainhead Coping

104
Oceanside Coping

106
Seville® Coping

108
Unico Coping

ELEMENTS

110

FIRE FEATURES

112
Beaufort™ Series

114
Bordeaux™ Series

116
Bristol™ Series

118
Brighton™ Series

120
Weston Stone™
Fire Pit

121
Weston Stone™ Kits

122
Easton Stone™
Fire Pit

LIGHTING

124

PAVER RESTORATION


126

accents • features • accessories



CUSTOMIZE YOUR SPACE

BULLNOSE COPING



4 x 9 x 2 3/8



AMARETTO



CAMEL



CHARCOAL



CHESTNUT



CREAM



HARVEST BLEND



MALT



NAPOLI



RIO



SLATE



TITANIUM





WHITE



FOUNTAINHEAD

COPING



4 x 9 x 1 3/16
4" drop



AMARETTO



CAMEL



CHARCOAL



CHESTNUT



CREAM



HARVEST BLEND



MALT



NAPOLI




RIO



TITANIUM



OCEANSIDE COPING




4 x 9 x 2³/₈

4 x 9 x 1³/₈

2¹/₂" drop



CREAM



GRAY



MALT



WHITE



SEVILLE[®]

COPING



4 x 9 x 1 3/8
2 1/2" drop



AMARETTO



CAMEL



CHARCOAL



CHESTNUT



CREAM



HARVEST BLEND



MALT



NAPOLI



RIO



TITANIUM

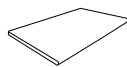


WHITE



UNICO

COPING



12.99 x 23.54 x 3/4"

NOON



v4
W.I.C.H.
DAYLIGHT
NN 01 ST



v4
W.I.C.H.
EMBER
NN 02 ST




v3
MODERATE
HONEY
NN 03 ST

VERONA



v3
MODERATE
BLUE STONE



v3
MODERATE
PLATINUM



v3
MODERATE
TAOS



v4
W.I.C.H.
YUKON


ARDESIE



v3
MODERATE
SHORE
AD 01 NAT



v3
MODERATE
ISLAND
AD 02 NAT



v4
W.I.C.H.
AFRICAN STONE
AD 03 NAT



v3
MODERATE
BLACK REEF
AD 04 NAT



v3
MODERATE
VULCAN
AD 05 NAT

QUARZITI 2.0



v3
MODERATE
GLACIER
QR 01 NAT




v3
MODERATE
MOUNTAINS
QR 02 NAT




v3
MODERATE
WATERFALL
QR 03 NAT



v3
MODERATE
RIVER
QR 04 NAT



v3
MODERATE
MANTLE
QR 05 NAT






GLOCAL




  CLEAR*
GC 01



  IDEAL
GC 03



 TYPE
GC 04



 CLASSIC
GC 05



 ABSOLUTE
GC 06



 CHAMOIS
GC 08



Outdoor Cooking



Grills, ovens, & burners available online to outfit all outdoor cooking styles

Storage



Refrigeration, doors & drawers available online for every access or storage need

ELEMENTS

Outdoor Essentials for Belgard

Complete your project with essential finishing touches designed to work seamlessly with a variety of Belgard products. Elements enhance both beauty and functionality for better outdoor living.



NEW
LINEAR FIRE PIT INSERT
with Artforms™ Modular System

➔ VISIT [Belgard.com/Elements](https://www.belgard.com/Elements)
FOR THE FULL PRODUCT OFFERING

Bar & Sink



Bar prep & sinks available online in multiple styles and sizes

Accessories



Accessories available online for all outdoor cooking needs

Fire Pit Kits



Gas insert kits available online
in round, square, and linear shapes



BEAUFORT™ SERIES

KITCHEN & FIRE FEATURES



**Swatches represent product color only, not surface texture.*



SHELBY / BUFF



LONDON GRAY* / MIDNIGHT



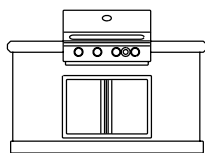
SHELBY / MIDNIGHT



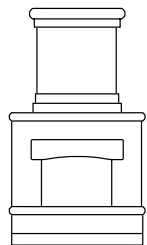
LONDON GRAY* / BUFF

PLEASE NOTE: All of our fireplaces and fire pits come standard as wood-burning units. However, our fireplaces and fire pits can be retro-fitted for gas burning log sets and burners. Please contact us for more details at 877-235-4273.

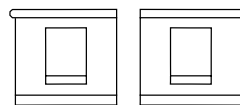
Be sure to check with your local municipality for any codes that may affect your installation. Grill island includes stainless grill and door set. Grill is available in propane or natural gas. Must be specified when placing order.



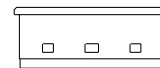
GRILL ISLAND
2'6"D X 5'11"W X 3'5"H
(Grill and doors included)



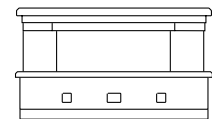
FIREPLACE
2'7"D X 4'3"W X 7'8"H
*Also available in XL:
Approximately 9 ft. tall*



WOOD BOXES
2'1¼"D X 3'3"W X 3'1"H EACH
*Sold as a pair
Also available in XL*



LINEAR FIRE TABLE
2'11"D X 6'2"W X 2'5"H



LINEAR FIREPLACE
3'6½"D X 7'8"W X 4'5¼"H

BORDEAUX™ SERIES

KITCHEN & FIRE FEATURES



SIENNA / BUFF



PEWTER / MIDNIGHT



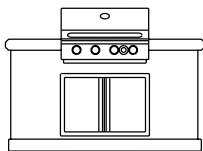
SIENNA / MIDNIGHT



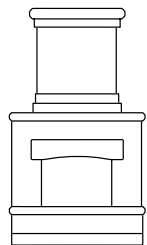
PEWTER / BUFF

PLEASE NOTE: All of our fireplaces and fire pits come standard as wood-burning units. However, our fireplaces and fire pits can be retro-fitted for gas burning log sets and burners. Please contact us for more details at 877-235-4273.

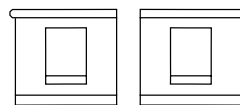
Be sure to check with your local municipality for any codes that may affect your installation. Grill island includes stainless grill and door set. Grill is available in propane or natural gas. Must be specified when placing order.



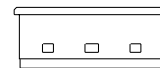
GRILL ISLAND
2'6"D X 5'11"W X 3'5"H
(Grill and doors included)



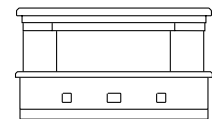
FIREPLACE
2'7"D X 4'3"W X 7'8"H
Also available in XL:
Approximately 9 ft. tall



WOOD BOXES
2'1¼"D X 3'3"W X 3'1"H EACH
Sold as a pair
Also available in XL



LINEAR FIRE TABLE
2'11"D X 6'2"W X 2'5"H



LINEAR FIREPLACE
3'6½"D X 7'8"W X 4'5¼"H

BRISTOL™ SERIES

KITCHEN & FIRE FEATURES

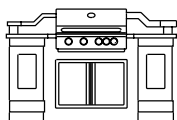


GASCONY TAN / ASHBURY HAZE




COTSWOLD MIST / BROOKSTONE SLATE






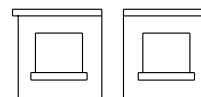
GRILL ISLAND
3'D X 6'4"W X 4'4"H
(Grill and doors included)



FIREPLACE
3'D X 5'5"W X 9'3"H



HEARTH
2'D X 5'W X 11"H




WOOD BOXES
2'4"D X 3'W X 3'3"H EACH
Sold as a pair

PLEASE NOTE: All of our fireplaces and fire pits come standard as wood-burning units. However, our fireplaces and fire pits can be retro-fitted for gas burning log sets and burners. Please contact us for more details at 877-235-4273.

Be sure to check with your local municipality for any codes that may affect your installation. Grill island includes stainless grill and door set. Grill is available in propane or natural gas. Must be specified when placing order.

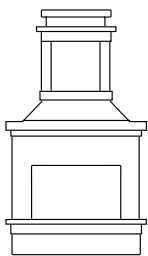
BRIGHTON™ SERIES FIREPLACE



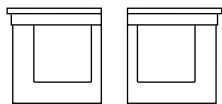
GASCONY TAN / ASHBURY HAZE



COTSWOLD MIST / BROOKSTONE SLATE



FIREPLACE
3'4"D X 4'4"W X 8'4"H



WOOD BOXES
2'4"D X 2'8"W X 2'11"H EACH
Sold as a pair

PLEASE NOTE: All of our fireplaces and fire pits come standard as wood-burning units. However, our fireplaces and fire pits can be retro-fitted for gas burning log sets and burners. Please contact us for more details at 877-235-4273.

Be sure to check with your local municipality for any codes that may affect your installation.



design tip

Upgrade to a gas insert.
Visit Belgard.com/Elements

WESTON STONE™

FIRE PIT



ELEMENTS



AMARETTO



NAPOLI



RIO



SLATE

PLEASE NOTE: All of our fireplaces and fire pits come standard as wood-burning units. However, our fireplaces and fire pits can be retro-fitted for gas burning log sets and burners. Please contact us for more details at 877-235-4273.

Be sure to check with your local municipality for any codes that may affect your installation. Grill island includes stainless grill and door set. Grill is available in propane or natural gas. Must be specified when placing order.

WESTON STONE™

KITS



AMARETTO



NAPOLI



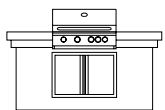
RIO



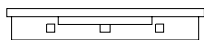
SLATE

PLEASE NOTE: All of our fireplaces and fire pits come standard as wood-burning units. However, our fireplaces and fire pits can be retro-fitted for gas burning log sets and burners. Please contact us for more details at 877-235-4273.

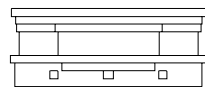
Be sure to check with your local municipality for any codes that may affect your installation. Grill island includes stainless grill and door set. Grill is available in propane or natural gas. Must be specified when placing order.



GRILL ISLAND
2'6"D X 5'11"W X 3'5"H
(Grill and doors included)




LINEAR FIRE TABLE
2'11"D X 6'2"W X 2'5"H



LINEAR FIREPLACE
3'6½"D X 7'8"W X 4'5¼"H

EASTON STONE™

FIRE PIT



AMARETTO



NAPOLI



RIO



SLATE



LIGHT *up the* NIGHT



BLUETOOTH® TRANSFORMERS

App based transformer allows for easy set-up and programming

Smart Bluetooth wireless landscape lighting transformer with a dashboard to check status and manually control the lights



150 & 300 Watt



 VISIT [Belgard.com/Lighting](https://www.belgard.com/Lighting)
FOR THE FULL PRODUCT OFFERING

LOW VOLTAGE PATHWAY LIGHTS* for Pathways, Patio Edges & Flower Beds



Traditional Path Light



Classic Path Light



Modern Path Light



ACCENT/SPOT LIGHTS* for Plants, Trees, Houses & Landscape Features



Traditional Accent Light



High Power Accent Light



Wall Wash Light



PAVER LIGHTS for Walkways



6-Inch



8-Inch



9-Inch

HARDSCAPE LIGHTS for Steps & Walls



Traditional
7-Inch



PILLAR LIGHTS* for Pillars & Columns



Traditional Pillar Light



Modern Pillar Light



Noble Pillar Light*

*Available in black and bronze finish



INSTALLATION & RESTORATION

Techniseal®

Trusted and proven products that speed installation and keep outdoor spaces looking beautiful for years to come.



PAVER PREP

JOINTING PRODUCTS



The smart choice for everyday installations



High-performance, the only real no haze, no dust alternative



No compaction – true alternative to mortar, stone dust and polymeric stone dust



Jointing compound under wet or dry conditions

SEALERS



Matte finish



Enhanced color with satin finish



Natural color with satin finish



Enhanced color with gloss finish



SATIN LOOK SEALER

STICKYSTONE

NOCO

EDGING

ADHESIVES



Hardscape foam adhesive



Vertical hardscape adhesive

EDGING & ACCESSORIES



Edging & spacers



Edging material for finished look



Dry mudset for concrete overlays

STAIN REMOVERS



Organic stain remover



Paint, tar and rubber remover



Rust remover



For motor oil and grease



Professional grade oil and grease remover for deeply set petroleum-based products

CLEANERS



Paver restorer removes haze created by some polymeric sands



Paver Prep dislodges efflorescence and ground-in dirt



DESIGN

ideas &

INSPIRATION





*Left: Moduline Series and Holland Stone
Top: Catalina Grana and Holland Stone
Bottom: Holland Stone and Catalina Grana*





Above: Bullnose Coping

Right: Appian-Stone with Holland Stone

Right Top: Old World Paver

*Right Bottom: Lafitt Grana Slab, Diamond 2.0, Weston
Stone Fire Pit and Tru-Scapes lighting*






*Mega-Cambridge and
Weston Stone*





Castlemanor custom kitchen and Catalina



*Lafitt Rustic Slab, Holland Stone and
Old World Paver*



Lafitt Rustic Slab and Weston Stone





PAIRING
pavers with DECKING




MoistureShield
COMPOSITE DECKING
MoistureShield.com


design tip

Mixing pavers with materials like composite decking can create a unique look.




PAVERS


PALLET INFORMATION / ESTIMATING CHART


APPIAN-STONE 2-PIECE 30MM		PLANT LOCATION	SQFT/ PALLET	SQFT/ LAYER	LAYER/ PALLET	UNITS/ PALLET	UNITS/ LAYER	LNFT/PALLET (SOLDIER)	LNFT/PALLET (SAILOR)	UNITS/ SQFT	SQFT/ UNIT	WEIGHT/ LAYER	WEIGHT/ PALLET
 <p>6 x 6 x 1 3/16 6 x 9 x 1 3/16</p>	JAX, LA, WPB	124	-	12	336	-	-	-	-	-	-	-	1652
	HC		-	15		-	-	-	-	-	-		

NOTE: SOLD BY FULL PALLET ONLY


APPIAN-STONE 2-PIECE 60MM		PLANT LOCATION	SQFT/ PALLET	SQFT/ LAYER	LAYER/ PALLET	UNITS/ PALLET	UNITS/ LAYER	LNFT/PALLET (SOLDIER)	LNFT/PALLET (SAILOR)	UNITS/ SQFT	SQFT/ UNIT	WEIGHT/ LAYER	WEIGHT/ PALLET
 <p>6 x 6 x 2 3/8 6 x 9 x 2 3/8</p>	HC, JAX, ORL, WPB	103	-	10	280	-	-	-	-	-	-	-	2678
	LA		-	12	276	-	-	-	-	-	-	-	2600


NOTE: SOLD BY FULL PALLET ONLY

APPIAN-STONE RECTANGLE 60MM		PLANT LOCATION	SQFT/ PALLET	SQFT/ LAYER	LAYER/ PALLET	UNITS/ PALLET	UNITS/ LAYER	LNFT/PALLET (SOLDIER)	LNFT/PALLET (SAILOR)	UNITS/ SQFT	SQFT/ UNIT	WEIGHT/ LAYER	WEIGHT/ PALLET	
 <p>6 x 9 x 2 3/8</p>	JAX, ORL, WPB	103	-	10	250	-	-	-	-	-	-	-	2678	
	HC	121	-		300	-	-	-	-	-	-	-	-	3200
	LA	121	-			-	-	-	-	-	-			

APPIAN-STONE 2-PIECE 80MM		PLANT LOCATION	SQFT/ PALLET	SQFT/ LAYER	LAYER/ PALLET	UNITS/ PALLET	UNITS/ LAYER	LNFT/PALLET (SOLDIER)	LNFT/PALLET (SAILOR)	UNITS/ SQFT	SQFT/ UNIT	WEIGHT/ LAYER	WEIGHT/ PALLET
 <p>6 x 6 x 3 1/8 6 x 9 x 3 1/8</p>	WPB	82	-	8	224 TOTAL 152/Rectangle 72/Square	-	-	-	-	-	-	-	3100

NOTE: SOLD BY FULL PALLET ONLY



ARDESIE		GROSS WEIGHT / BOX	PIECES / BOX	SQFT / BOX	BOXES / PALLET	SQFT / PALLET	GROSS WEIGHT / PALLET
24 X 24	 <p>23.54 x 23.54 x 3/4</p>	72	2	7.75	30	232.5	2160

AQUALINE 3-PIECE ASHLAR 80MM		PLANT LOCATION	SQFT/ PALLET	SQFT/ LAYER	LAYER/ PALLET	UNITS/ PALLET	UNITS/ LAYER	LNFT/PALLET (SOLDIER)	LNFT/PALLET (SAILOR)	UNITS/ SQFT	SQFT/ UNIT	WEIGHT/ LAYER	WEIGHT/ PALLET
 <p>4 1/2 x 4 1/2 x 3 1/8 4 1/2 x 9 x 3 1/8 9 x 9 x 3 1/8</p>	FP, JAX, ZH, ORL, LA	92	-	-	-	-	-	-	-	-	-	-	3220



NOTE: SOLD BY FULL PALLET ONLY

PAVERS



PALLET INFORMATION / ESTIMATING CHART

 BELGIAN COBBLE MULTI PIECE 70MM	PLANT LOCATION	SQFT/ PALLET	SQFT/ LAYER	LAYER/ PALLET	UNITS/ PALLET	UNITS/ LAYER	LNFT/PALLET (SOLDIER)	LNFT/PALLET (SAILOR)	UNITS/ SQFT	SQFT/ UNIT	WEIGHT/ LAYER	WEIGHT/ PALLET
 Variable x 2¾	DEF	98	-	-	-	504 Per Bag	-	-	-	-	-	3000



CONTACT LOCAL REPRESENTATIVE FOR FREIGHT CHARGE

 CATALINA 3-PIECE 30MM	PLANT LOCATION	SQFT/ PALLET	SQFT/ LAYER	LAYER/ PALLET	UNITS/ PALLET	UNITS/ LAYER	LNFT/PALLET (SOLDIER)	LNFT/PALLET (SAILOR)	UNITS/ SQFT	SQFT/ UNIT	WEIGHT/ LAYER	WEIGHT/ PALLET
 4 x 8 x 1¾ 8 x 8 x 1¾ 8 x 12 x 1¾	JAX, LA WPB	103	-	10	240	-	-	-	-	-	-	1490



NOTE: SOLD BY FULL PALLET ONLY

 CATALINA 3-PIECE 60MM	PLANT LOCATION	SQFT/ PALLET	SQFT/ LAYER	LAYER/ PALLET	UNITS/ PALLET	UNITS/ LAYER	LNFT/PALLET (SOLDIER)	LNFT/PALLET (SAILOR)	UNITS/ SQFT	SQFT/ UNIT	WEIGHT/ LAYER	WEIGHT/ PALLET
 4 x 8 x 2¾ 8 x 8 x 2¾ 8 x 12 x 2¾	JAX, LA, ORL, WPB	103	-	10	240	-	-	-	-	-	-	2778



NOTE: SOLD BY FULL PALLET ONLY

 CATALINA 3-PIECE 80MM	PLANT LOCATION	SQFT/ PALLET	SQFT/ LAYER	LAYER/ PALLET	UNITS/ PALLET	UNITS/ LAYER	LNFT/PALLET (SOLDIER)	LNFT/PALLET (SAILOR)	UNITS/ SQFT	SQFT/ UNIT	WEIGHT/ LAYER	WEIGHT/ PALLET
 4 x 8 x 3½ 8 x 8 x 3½ 8 x 12 x 3½	ORL, WPB	82	-	82	192	-	-	-	-	-	-	2970

NOTE: SOLD BY FULL PALLET ONLY

 CATALINA GRANA 3-PIECE 30MM	PLANT LOCATION	SQFT/ PALLET	SQFT/ LAYER	LAYER/ PALLET	UNITS/ PALLET	UNITS/ LAYER	LNFT/PALLET (SOLDIER)	LNFT/PALLET (SAILOR)	UNITS/ SQFT	SQFT/ UNIT	WEIGHT/ LAYER	WEIGHT/ PALLET
 4 x 8 x 1¾ 8 x 8 x 1¾ 8 x 12 x 1¾	LA, WPB	103	-	10	240	-	-	-	-	-	-	1490


NOTE: SOLD BY FULL PALLET ONLY

 CATALINA GRANA 3-PIECE 60MM	PLANT LOCATION	SQFT/ PALLET	SQFT/ LAYER	LAYER/ PALLET	UNITS/ PALLET	UNITS/ LAYER	LNFT/PALLET (SOLDIER)	LNFT/PALLET (SAILOR)	UNITS/ SQFT	SQFT/ UNIT	WEIGHT/ LAYER	WEIGHT/ PALLET
 4 x 8 x 2¾ 8 x 8 x 2¾ 8 x 12 x 2¾	HC, JAX, LA, ORL, WPB	103	-	10	240	-	-	-	-	-	-	2778


NOTE: SOLD BY FULL PALLET ONLY

PAVERS


PALLET INFORMATION / ESTIMATING CHART

CITY SERIES 12 X 12 30MM		PLANT LOCATION	SQFT/ PALLET	SQFT/ LAYER	LAYER/ PALLET	UNITS/ PALLET	UNITS/ LAYER	LNFT/PALLET (SOLDIER)	LNFT/PALLET (SAILOR)	UNITS/ SQFT	SQFT/ UNIT	WEIGHT/ LAYER	WEIGHT/ PALLET
	12 x 12 x 1 ³ / ₁₆	HC	185	-	24	192	-	-	-	-	-	-	2688
		WPB	116	-	10	120	-	-	-	-	-	-	1558


NOTE: SOLD BY FULL PALLET ONLY

CITY SERIES 8 X 8 60MM		PLANT LOCATION	SQFT/ PALLET	SQFT/ LAYER	LAYER/ PALLET	UNITS/ PALLET	UNITS/ LAYER	LNFT/PALLET (SOLDIER)	LNFT/PALLET (SAILOR)	UNITS/ SQFT	SQFT/ UNIT	WEIGHT/ LAYER	WEIGHT/ PALLET
	8 x 8 x 2 ³ / ₁₆	HC	104	-	10	160	-	-	-	-	-	-	3458
		LA, ORL, WPB	104	-			-	-	-	-	-	-	-


NOTE: SOLD BY FULL PALLET ONLY

CITY SERIES 8 X 12 60MM		PLANT LOCATION	SQFT/ PALLET	SQFT/ LAYER	LAYER/ PALLET	UNITS/ PALLET	UNITS/ LAYER	LNFT/PALLET (SOLDIER)	LNFT/PALLET (SAILOR)	UNITS/ SQFT	SQFT/ UNIT	WEIGHT/ LAYER	WEIGHT/ PALLET
	8 x 12 x 2 ³ / ₁₆	LA	131	-	10	160	-	-	-	-	-	-	2704
		ORL, WPB	106	-			-	-	-	-	-	-	-


NOTE: SOLD BY FULL PALLET ONLY

CITY SERIES 12 X 12 60MM		PLANT LOCATION	SQFT/ PALLET	SQFT/ LAYER	LAYER/ PALLET	UNITS/ PALLET	UNITS/ LAYER	LNFT/PALLET (SOLDIER)	LNFT/PALLET (SAILOR)	UNITS/ SQFT	SQFT/ UNIT	WEIGHT/ LAYER	WEIGHT/ PALLET
	12 x 12 x 2 ³ / ₁₆	HC	104	-	13	104	-	-	-	-	-	-	2727
		LA, ORL, WPB	116	-	10	120	-	-	-	-	-	-	-

NOTE: SOLD BY FULL PALLET ONLY

CITY SERIES 16 X 16 60MM		PLANT LOCATION	SQFT/ PALLET	SQFT/ LAYER	LAYER/ PALLET	UNITS/ PALLET	UNITS/ LAYER	LNFT/PALLET (SOLDIER)	LNFT/PALLET (SAILOR)	UNITS/ SQFT	SQFT/ UNIT	WEIGHT/ LAYER	WEIGHT/ PALLET
	16 x 16 x 2 ³ / ₁₆	HC	107	-	10	-	-	-	-	-	-	-	2835



NOTE: SOLD BY FULL PALLET ONLY

CLAY		NOMINAL SIZE	LBS/ BOX	PIECES/ BOX	BOXES/ PALLET	SQFT/ PALLET	SQFT/ BOX	LBS/ PALLET
	31.42 x 31.42 x ³ / ₄	32 x 32	65.48	1	42	289.33	6.89	2751



ALLOW FOR ADDITIONAL LEAD-TIME

PAVERS



PALLET INFORMATION / ESTIMATING CHART

 HOLLAND STONE 80MM		PLANT LOCATION	SQFT/PALLET	SQFT/LAYER	LAYER/PALLET	UNITS/PALLET	UNITS/LAYER	LNFT/PALLET (SOLDIER)	LNFT/PALLET (SAILOR)	UNITS/SQFT	SQFT/UNIT	WEIGHT/LAYER	WEIGHT/PALLET
	4 x 8 x 3 $\frac{1}{8}$	HC	120	-	10	540	-	-	-	-	-	-	4200
		JAX	93	-	-	-	-	-	-	-	-	-	3255
		LA, ORL, WPB	83	-	8	384	-	-	-	-	-	-	2905



NOTE: SOLD BY FULL PALLET ONLY

 HOLLAND STONE 100MM		PLANT LOCATION	SQFT/PALLET	SQFT/LAYER	LAYER/PALLET	UNITS/PALLET	UNITS/LAYER	LNFT/PALLET (SOLDIER)	LNFT/PALLET (SAILOR)	UNITS/SQFT	SQFT/UNIT	WEIGHT/LAYER	WEIGHT/PALLET
	4 x 8 x 4	HC	80	-	8	344	-	-	-	-	-	-	3784



NOTE: SOLD BY FULL PALLET ONLY
ONLY AVAILABLE IN MECHANICAL HERRINGBONE PATTERN

 JURUPA		NOMINAL SIZE	LBS/BOX	PIECES/BOX	BOXES/PALLET	SQFT/PALLET	SQFT/BOX	LBS/PALLET
	11.73 x 47.17 x $\frac{3}{4}$	12 x 48	74	2	36	279	7.75	2664



ALLOW FOR ADDITIONAL LEAD-TIME

 LAFITT® GRANA SLAB 3-PIECE 50MM		PLANT LOCATION	SQFT/PALLET	SQFT/LAYER	LAYER/PALLET	UNITS/PALLET	UNITS/LAYER	LNFT/PALLET (SOLDIER)	LNFT/PALLET (SAILOR)	UNITS/SQFT	SQFT/UNIT	WEIGHT/LAYER	WEIGHT/PALLET
	7 $\frac{3}{8}$ x 14 $\frac{7}{8}$ x 2 14 $\frac{7}{8}$ x 14 $\frac{7}{8}$ x 2 14 $\frac{7}{8}$ x 22 $\frac{1}{16}$ x 2	JAX, ORL, F	163	-	14	112	-	-	-	-	-	-	3718

NOTE: SOLD BY FULL PALLET ONLY

 LAFITT® RUSTIC SLAB 3-PIECE 50MM		PLANT LOCATION	SQFT/PALLET	SQFT/LAYER	LAYER/PALLET	UNITS/PALLET	UNITS/LAYER	LNFT/PALLET (SOLDIER)	LNFT/PALLET (SAILOR)	UNITS/SQFT	SQFT/UNIT	WEIGHT/LAYER	WEIGHT/PALLET
	7 $\frac{3}{8}$ x 14 $\frac{7}{8}$ x 2 14 $\frac{7}{8}$ x 14 $\frac{7}{8}$ x 2 14 $\frac{7}{8}$ x 22 $\frac{1}{16}$ x 2	HC, JAX, LA, ORL	163	-	14	112	-	-	-	-	-	-	3718



NOTE: SOLD BY FULL PALLET ONLY

 LAGOON		NOMINAL SIZE	LBS/BOX	PIECES/BOX	BOXES/PALLET	SQFT/PALLET	SQFT/BOX	LBS/PALLET
	23.54 x 47.17 x $\frac{3}{4}$	24 x 48	74	1	35	271.25	7.75	2621



ALLOW FOR ADDITIONAL LEAD-TIME

PAVERS

PALLET INFORMATION / ESTIMATING CHART

 LEMMY	NOMINAL SIZE	LBS/ BOX	PIECES/ BOX	BOXES/ PALLET	SQFT/ PALLET	SQFT/ BOX	LBS/ PALLET	
	31.42 x 31.42 x 3/4	32 x 32	65.48	1	42	289.33	6.89	2751



ALLOW FOR ADDITIONAL LEAD-TIME

 MASHUP	NOMINAL SIZE	LBS/ BOX	PIECES/ BOX	BOXES/ PALLET	SQFT/ PALLET	SQFT/ BOX	LBS/ PALLET	
	23.54 x 23.54 x 3/4	24 x 24	72	2	30	232.5	7.75	2160



ALLOW FOR ADDITIONAL LEAD-TIME

	35.51 x 35.51 x 3/4	36 x 36	80	1	18	156.6	8.7	1440
---	---------------------	---------	----	---	----	-------	-----	------



ALLOW FOR ADDITIONAL LEAD-TIME

 MEGA-ARBEL® 80MM	PLANT LOCATION	SQFT/ PALLET	SQFT/ LAYER	LAYER/ PALLET	UNITS/ PALLET	UNITS/ LAYER	LNFT/PALLET (SOLDIER)	LNFT/PALLET (SAILOR)	UNITS/ SQFT	SQFT/ UNIT	WEIGHT/ LAYER	WEIGHT/ PALLET
	JAX, LA, ORL, WPB	69	-	8	48	-	-	-	-	-	-	2455



PAVER IS PRODUCED WITH FALSE JOINTS. POLYMERIC SAND IS RECOMMENDED FOR USE WITH THIS PRODUCT.

 MEGA-CAMBRIDGE 3-PIECE 30MM	PLANT LOCATION	SQFT/ PALLET	SQFT/ LAYER	LAYER/ PALLET	UNITS/ PALLET	UNITS/ LAYER	LNFT/PALLET (SOLDIER)	LNFT/PALLET (SAILOR)	UNITS/ SQFT	SQFT/ UNIT	WEIGHT/ LAYER	WEIGHT/ PALLET
 6 x 9 x 1 3/16 9 x 9 x 1 3/16 9 x 12 x 1 3/16	JAX, LA	136	11.4	12	240	20	-	-	-	-	159	1904
	HC, WPB	130	8.53	-	-	15	-	-	-	-	121	1820

NOTE: SOLD BY FULL PALLET ONLY

 MEGA-CAMBRIDGE 3-PIECE 60MM	PLANT LOCATION	SQFT/ PALLET	SQFT/ LAYER	LAYER/ PALLET	UNITS/ PALLET	UNITS/ LAYER	LNFT/PALLET (SOLDIER)	LNFT/PALLET (SAILOR)	UNITS/ SQFT	SQFT/ UNIT	WEIGHT/ LAYER	WEIGHT/ PALLET
 6 x 9 x 2 3/8 9 x 9 x 2 3/8 9 x 12 x 2 3/8	ORL, WPB	104	8.53	12	180	15	-	-	-	-	234	2808
	HC, JAX, LA	114	11.4	10	200	20	-	-	-	-	308	3080


NOTE: SOLD BY FULL PALLET ONLY

 MEGA-CAMBRIDGE 3-PIECE 80MM	PLANT LOCATION	SQFT/ PALLET	SQFT/ LAYER	LAYER/ PALLET	UNITS/ PALLET	UNITS/ LAYER	LNFT/PALLET (SOLDIER)	LNFT/PALLET (SAILOR)	UNITS/ SQFT	SQFT/ UNIT	WEIGHT/ LAYER	WEIGHT/ PALLET
 6 x 9 x 3 1/8 9 x 9 x 3 1/8 9 x 12 x 3 1/8	ORL, WPB	86	8.53	10	150	15	-	-	-	-	309	3096
	JAX, LA	91	11.4	8	160	20	-	-	-	-	410	3276


NOTE: SOLD BY FULL PALLET ONLY

PAVERS


PALLET INFORMATION / ESTIMATING CHART

MODULINE 2-PIECE 80MM		PLANT LOCATION	SQFT/ PALLET	SQFT/ LAYER	LAYER/ PALLET	UNITS/ PALLET	UNITS/ LAYER	LNFT/PALLET (SOLDIER)	LNFT/PALLET (SAILOR)	UNITS/ SQFT	SQFT/ UNIT	WEIGHT/ LAYER	WEIGHT/ PALLET
	4 x 12 x 3 1/8 4 x 16 x 3 1/8	WPB	78	9.78	8	192	2	-	-	-	-	-	2816


33% 4X12 AND 67% 4X16

NAME		NOMINAL SIZE	LBS/ BOX	PIECES/ BOX	BOXES/ PALLET	SQFT/ PALLET	SQFT/ BOX	LBS/ PALLET
	23.54 x 23.54 x 3/4	24 x 24	72	2	30	232.5	7.75	2160


ALLOW FOR ADDITIONAL LEAD-TIME

	17.64 x 35.35 x 3/4	18 x 36	81.4	2	27	254.9	8.7	2198
---	---------------------	---------	------	---	----	-------	-----	------


ALLOW FOR ADDITIONAL LEAD-TIME

	23.54 x 47.17 x 3/4	24 x 48	74.8	1	35	271.25	7.75	2621
---	---------------------	---------	------	---	----	--------	------	------


ALLOW FOR ADDITIONAL LEAD-TIME

	47.17 x 47.17 x 3/4	48 x 48	148	1	20	310	15.5	3009
---	---------------------	---------	-----	---	----	-----	------	------

ALLOW FOR ADDITIONAL LEAD-TIME

NOON		NOMINAL SIZE	LBS/ BOX	PIECES/ BOX	BOXES/ PALLET	SQFT/ PALLET	SQFT/ BOX	LBS/ PALLET
	7.64 x 47.17 x 3/4	8 x 48	46	2	30	151.8	5.06	1380


ALLOW FOR ADDITIONAL LEAD-TIME

	11.73 x 47.17 x 3/4	12 x 48	74	2	36	279	7.75	2664
---	---------------------	---------	----	---	----	-----	------	------

ALLOW FOR ADDITIONAL LEAD-TIME

NORR		NOMINAL SIZE	LBS/ BOX	PIECES/ BOX	BOXES/ PALLET	SQFT/ PALLET	SQFT/ BOX	LBS/ PALLET
	23.54 x 23.54 x 3/4	24 x 24	72	2	30	232.5	7.75	2160



ALLOW FOR ADDITIONAL LEAD-TIME

	35.51 x 35.51 x 3/4	36 x 36	80	1	18	156.6	8.7	1440
---	---------------------	---------	----	---	----	-------	-----	------



ALLOW FOR ADDITIONAL LEAD-TIME

PAVERS



PALLET INFORMATION / ESTIMATING CHART

 NAU 2.0	NOMINAL SIZE	LBS/ BOX	PIECES/ BOX	BOXES/ PALLET	SQFT/ PALLET	SQFT/ BOX	LBS/ PALLET	
	11.73 x 47.17 x 3/4	12 x 48	74	2	36	279	7.75	2664



ALLOW FOR ADDITIONAL LEAD-TIME

 OCEANSIDE 4 X 8 30MM	PLANT LOCATION	SQFT/ PALLET	SQFT/ LAYER	LAYER/ PALLET	UNITS/ PALLET	UNITS/ LAYER	LNFT/PALLET (SOLDIER)	LNFT/PALLET (SAILOR)	UNITS/ SQFT	SQFT/ UNIT	WEIGHT/ LAYER	WEIGHT/ PALLET
	HC	145	-	18	648	-	-	-	-	-	-	2275



NOTE: SOLD BY FULL PALLET ONLY

 OCEANSIDE 4 X 8 60MM	PLANT LOCATION	SQFT/ PALLET	SQFT/ LAYER	LAYER/ PALLET	UNITS/ PALLET	UNITS/ LAYER	LNFT/PALLET (SOLDIER)	LNFT/PALLET (SAILOR)	UNITS/ SQFT	SQFT/ UNIT	WEIGHT/ LAYER	WEIGHT/ PALLET
	HC	96	-	12	432	-	-	-	-	-	-	2596



NOTE: SOLD BY FULL PALLET ONLY

 OCEANSIDE 8 X 8 60MM	PLANT LOCATION	SQFT/ PALLET	SQFT/ LAYER	LAYER/ PALLET	UNITS/ PALLET	UNITS/ LAYER	LNFT/PALLET (SOLDIER)	LNFT/PALLET (SAILOR)	UNITS/ SQFT	SQFT/ UNIT	WEIGHT/ LAYER	WEIGHT/ PALLET
	HC	96	-	12	216	-	-	-	-	-	-	2596



NOTE: SOLD BY FULL PALLET ONLY

 OCEANSIDE 12 X 12 30MM	PLANT LOCATION	SQFT/ PALLET	SQFT/ LAYER	LAYER/ PALLET	UNITS/ PALLET	UNITS/ LAYER	LNFT/PALLET (SOLDIER)	LNFT/PALLET (SAILOR)	UNITS/ SQFT	SQFT/ UNIT	WEIGHT/ LAYER	WEIGHT/ PALLET
	HC	192	-	24	192	-	-	-	-	-	-	2980

NOTE: SOLD BY FULL PALLET ONLY

 OCEANSIDE 8 X 12 60MM	PLANT LOCATION	SQFT/ PALLET	SQFT/ LAYER	LAYER/ PALLET	UNITS/ PALLET	UNITS/ LAYER	LNFT/PALLET (SOLDIER)	LNFT/PALLET (SAILOR)	UNITS/ SQFT	SQFT/ UNIT	WEIGHT/ LAYER	WEIGHT/ PALLET
	HC	96	-	12	144	-	-	-	-	-	-	2596



NOTE: SOLD BY FULL PALLET ONLY

 OCEANSIDE 12 X 12 60MM	PLANT LOCATION	SQFT/ PALLET	SQFT/ LAYER	LAYER/ PALLET	UNITS/ PALLET	UNITS/ LAYER	LNFT/PALLET (SOLDIER)	LNFT/PALLET (SAILOR)	UNITS/ SQFT	SQFT/ UNIT	WEIGHT/ LAYER	WEIGHT/ PALLET
	HC	96	-	12	96	-	-	-	-	-	-	2596



NOTE: SOLD BY FULL PALLET ONLY

PAVERS

PALLET INFORMATION / ESTIMATING CHART

 OCEANSIDE 16 X 16 60MM	PLANT LOCATION	SQFT/ PALLET	SQFT/ LAYER	LAYER/ PALLET	UNITS/ PALLET	UNITS/ LAYER	LNFT/PALLET (SOLDIER)	LNFT/PALLET (SAILOR)	UNITS/ SQFT	SQFT/ UNIT	WEIGHT/ LAYER	WEIGHT/ PALLET
	HC	107	-	10	60	-	-	-	-	-	-	2882



NOTE: SOLD BY FULL PALLET ONLY

 OFFICINE	NOMINAL SIZE	LBS/ BOX	PIECES/ BOX	BOXES/ PALLET	SQFT/ PALLET	SQFT/ BOX	LBS/ PALLET
	23.54 x 23.54 x 3/4	24 x 24	72	2	30	232.5	2160


ALLOW FOR ADDITIONAL LEAD-TIME

	35.51 x 35.51 x 3/4	36 x 36	80	1	18	156.6	1440
---	---------------------	---------	----	---	----	-------	------



ALLOW FOR ADDITIONAL LEAD-TIME

 OLD WORLD PAVER® 3-PIECE 80MM	PLANT LOCATION	SQFT/ PALLET	SQFT/ LAYER	LAYER/ PALLET	UNITS/ PALLET	UNITS/ LAYER	LNFT/PALLET (SOLDIER)	LNFT/PALLET (SAILOR)	UNITS/ SQFT	SQFT/ UNIT	WEIGHT/ LAYER	WEIGHT/ PALLET
 5 1/8 x 7 3/4 x 3 1/8 5 1/8 x 10 1/4 x 3 1/8 5 1/8 x 12 13/16 x 3 1/8	JAX, FP ORL	90	-	8	256 TOTAL 88 Small 96 Med 72 Large	-	-	-	-	-	-	3150


NOTE: SOLD BY FULL PALLET ONLY

 QUARZITI	NOMINAL SIZE	LBS/ BOX	PIECES/ BOX	BOXES/ PALLET	SQFT/ PALLET	SQFT/ BOX	LBS/ PALLET
	23.54 x 23.54 x 3/4	24 x 24	72	2	30	232.5	2160


ALLOW FOR ADDITIONAL LEAD-TIME

 	11.73 x 23.54 x 3/4 23.54 x 35.35 x 3/4	12 x 24 24 x 36	72	2	36	279	2592
--	--	--------------------	----	---	----	-----	------

ALLOW FOR ADDITIONAL LEAD-TIME

	11.73 x 23.54 x 3/4	12 x 24	73.3	3	-	232.5	2201
---	---------------------	---------	------	---	---	-------	------

ALLOW FOR ADDITIONAL LEAD-TIME

	17.64 x 35.35 x 3/4	18 x 36	81.4	2	27	234.9	2198
---	---------------------	---------	------	---	----	-------	------



ALLOW FOR ADDITIONAL LEAD-TIME

	23.54 x 47.17 x 3/4	24 x 48	74.8	1	35	271.25	2621
---	---------------------	---------	------	---	----	--------	------



ALLOW FOR ADDITIONAL LEAD-TIME

PAVERS


PALLET INFORMATION / ESTIMATING CHART

 RAIL		NOMINAL SIZE	LBS/ BOX	PIECES/ BOX	BOXES/ PALLET	SQFT/ PALLET	SQFT/ BOX	LBS/ PALLET
	11.73 x 47.17 x 3/4	12 x 48	74	2	36	279	7.75	2664



ALLOW FOR ADDITIONAL LEAD-TIME

 SILVERLAKE		NOMINAL SIZE	LBS/ BOX	PIECES/ BOX	BOXES/ PALLET	SQFT/ PALLET	SQFT/ BOX	LBS/ PALLET
	23.54 x 23.54 x 3/4	24 x 24	72	2	30	232.5	7.75	2160



ALLOW FOR ADDITIONAL LEAD-TIME

	23.54 x 47.17 x 3/4	24 x 48	74	1	35	271.25	7.75	2621
---	---------------------	---------	----	---	----	--------	------	------



ALLOW FOR ADDITIONAL LEAD-TIME

 STONES 2.0		NOMINAL SIZE	LBS/ BOX	PIECES/ BOX	BOXES/ PALLET	SQFT/ PALLET	SQFT/ BOX	LBS/ PALLET
	23.54 x 23.54 x 3/4	24 x 24	72	2	30	232.5	7.75	2160



ALLOW FOR ADDITIONAL LEAD-TIME

 SIGNATURE		NOMINAL SIZE	LBS/ BOX	PIECES/ BOX	BOXES/ PALLET	SQFT/ PALLET	SQFT/ BOX	LBS/ PALLET
	11.73 x 47.17 x 3/4	12 x 48	74	2	36	279	7.75	2664

ALLOW FOR ADDITIONAL LEAD-TIME

 TURFSTONE® 80MM		PLANT LOCATION	SQFT/ PALLET	SQFT/ LAYER	LAYER/ PALLET	UNITS/ PALLET	UNITS/ LAYER	LNFT/PALLET (SOLDIER)	LNFT/PALLET (SAILOR)	UNITS/ SQFT	SQFT/ UNIT	WEIGHT/ LAYER	WEIGHT/ PALLET
	15 3/4 x 23 5/8 x 3 1/8	FP, LA, JAX, ZH	115	-	9	45	-	-	-	-	-	-	3115
		ORL	83	-	8	32	-	-	-	-	-	-	2244









NOTE: SOLD BY FULL PALLET ONLY


 VERONA™		NOMINAL SIZE	LBS/ BOX	PIECES/ BOX	BOXES/ PALLET	SQFT/ PALLET	SQFT/ BOX	LBS/ PALLET
	23.54 x 23.54 x 3/4	24 x 24	72	2	30	232.5	7.75	2160

ALLOW FOR ADDITIONAL LEAD-TIME


WALLS

PALLET INFORMATION / ESTIMATING CHART

BELAIR WALL® 2.0		SQFT / PALLET	SQFT / LAYER	LAYERS / PALLET	UNITS / PALLET	UNITS / LAYER	UNITS / SQFT	SQFT / UNIT	WEIGHT / UNIT	WEIGHT / LAYER	WEIGHT / PALLET	
FREESTANDING WALL		6 x 6 x 5	3.75	0.75	—	30	6	8	—	11.25	—	—
		6 x 10 x 5	6.25	1.25	—	30	6	4.8	—	18.75	—	—
		6 x 16 x 5	20	4	—	60	12	3	—	30	—	—
TOTAL			30	6	5	120	24	—	—	—	540	2700
RETAINING WALL		6 x 6 x 8	3.75	1.25	—	15	5	4	—	20.4	—	—
		6 x 10 x 8	6.25	2.08	—	15	5	2.4	—	34.06	—	—
		6 x 16 x 8	20	6.66	—	30	10	1.5	—	54.26	—	—
TOTAL			30	10	3	60	20	—	—	—	815	2445
CORNER		16 x 8 x 6	24	12	2	36	18	1.5	—	25.33	456	912
CAP		3 x 8 / 7 x 13 1/2	90	11.25	8	144	18	1.6	—	24.37	438.75	3510

CASTLEMANOR®	PLANT LOCATION	SQFT / PALLET	SQFT / LAYER	LAYER / PALLET	UNITS / PALLET	UNITS / LAYER	LNFT / PALLET (SOLDIER)	LNFT / PALLET (SAILOR)	UNITS / SQFT	SQFT / UNIT	WEIGHT / LAYER	WEIGHT / PALLET
 6 x 6 / 4 x 10 6 x 12 / 10 x 10 6 x 16 / 14 x 10	ZH	31	—	—	72	—	—	—	—	—	—	3264


NOTE: SOLD BY FULL PALLET ONLY

CASTLEMANOR® CAP	PLANT LOCATION	SQFT / PALLET	SQFT / LAYER	LAYER / PALLET	UNITS / PALLET	UNITS / LAYER	LNFT / PALLET (SOLDIER)	LNFT / PALLET (SAILOR)	UNITS / SQFT	SQFT / UNIT	WEIGHT / LAYER	WEIGHT / PALLET
	ZH	67 LF	—	8	128	—	—	—	—	—	—	3585


NOTE: SOLD BY FULL PALLET ONLY

WALLS


PALLET INFORMATION / ESTIMATING CHART

EASTON STONE 3-PIECE	PLANT LOCATION	SQFT/ PALLET	SQFT/ LAYER	LAYER/ PALLET	UNITS/ PALLET	UNITS/ LAYER	LNFT/PALLET (SOLDIER)	LNFT/PALLET (SAILOR)	UNITS/ SQFT	SQFT/ UNIT	WEIGHT/ LAYER	WEIGHT/ PALLET
 <p>4 x 8 / 5 x 8 4 x 12 / 9 x 8 4 x 16 / 13 x 8</p>	FP, JAX, LA, ZH	42	-	4	42 Each/ 126 Total	-	-	-	-	Small .22 Med .33 Lg .45	-	3300


NOTE: SOLD BY FULL PALLET ONLY

EASTON STONE UNIVERSAL	PLANT LOCATION	SQFT/ PALLET	SQFT/ LAYER	LAYER/ PALLET	UNITS/ PALLET	UNITS/ LAYER	LNFT/PALLET (SOLDIER)	LNFT/PALLET (SAILOR)	UNITS/ SQFT	SQFT/ UNIT	WEIGHT/ LAYER	WEIGHT/ PALLET
 <p>4 x 12 x 8</p>	FP, JAX, LA, ZH	-	-	-	120	-	-	-	-	-	-	3600

NOTE: SOLD BY SINGLE PIECE ONLY

WESTON STONE 3-PIECE	PLANT LOCATION	SQFT/ PALLET	SQFT/ LAYER	LAYER/ PALLET	UNITS/ PALLET	UNITS/ LAYER	LNFT/PALLET (SOLDIER)	LNFT/PALLET (SAILOR)	UNITS/ SQFT	SQFT/ UNIT	WEIGHT/ LAYER	WEIGHT/ PALLET
 <p>4 x 8 / 5 x 8 4 x 12 / 9 x 8 4 x 16 / 13 x 8</p>	ZH	42	-	4	42 Each/ 126 Total	-	-	-	-	Small .22 Med .33 Lg .45	-	3300



NOTE: SOLD BY FULL PALLET ONLY

WESTON STONE UNIVERSAL	PLANT LOCATION	SQFT/ PALLET	SQFT/ LAYER	LAYER/ PALLET	UNITS/ PALLET	UNITS/ LAYER	LNFT/PALLET (SOLDIER)	LNFT/PALLET (SAILOR)	UNITS/ SQFT	SQFT/ UNIT	WEIGHT/ LAYER	WEIGHT/ PALLET
 <p>4 x 12 x 8</p>	JAX, ZH	42	-	-	120	-	-	-	-	.34	-	3600



NOTE: SOLD BY SINGLE PIECE ONLY



ACCESSORIES



PALLET INFORMATION / ESTIMATING CHART

 BULLNOSE COPING		PLANT LOCATION	SQFT/PALLET	SQFT/LAYER	LAYER/PALLET	UNITS/PALLET	UNITS/LAYER	LNFT/PALLET (SOLDIER)	LNFT/PALLET (SAILOR)	UNITS/SQFT	SQFT/UNIT	WEIGHT/LAYER	WEIGHT/PALLET
	4 x 9 x 2 $\frac{3}{8}$	WPB, HC, LA, JAX	-	-	8	336	-	-	-	-	-	-	2028

ALSO AVAILABLE IN OCEANSIDE

 FOUNTAINHEAD COPING		PLANT LOCATION	SQFT/PALLET	SQFT/LAYER	LAYER/PALLET	UNITS/PALLET	UNITS/LAYER	LNFT/PALLET (SOLDIER)	LNFT/PALLET (SAILOR)	UNITS/SQFT	SQFT/UNIT	WEIGHT/LAYER	WEIGHT/PALLET
	4 x 9 x 1 $\frac{3}{16}$ 4 inch drop	WPB	-	-	5	90	-	-	-	-	-	-	315

 SEVILLE COPING		PLANT LOCATION	SQFT/PALLET	SQFT/LAYER	LAYER/PALLET	UNITS/PALLET	UNITS/LAYER	LNFT/PALLET (SOLDIER)	LNFT/PALLET (SAILOR)	UNITS/SQFT	SQFT/UNIT	WEIGHT/LAYER	WEIGHT/PALLET
	4 x 9 x 1 $\frac{3}{16}$ 2 $\frac{1}{2}$ inch drop	HC, WPB	-	-	8	336	-	-	-	-	-	-	2028

 TORPEDO BASE BLOCK		PLANT LOCATION	SQFT/PALLET	SQFT/LAYER	LAYER/PALLET	UNITS/PALLET	UNITS/LAYER	LNFT/PALLET (SOLDIER)	LNFT/PALLET (SAILOR)	UNITS/SQFT	SQFT/UNIT	WEIGHT/UNIT	WEIGHT/PALLET
	4 x 15 $\frac{3}{4}$ x 11	-	-	-	-	48	-	-	-	-	-	47	2308

BASE BLOCK ACTUAL COVERAGE LENGTH IS 1611/16"


 UNICO STEP/COPING		NOMINAL SIZE	LBS/BOX	PIECES/BOX	BOXES/PALLET	SQFT/PALLET	SQFT/BOX	LBS/PALLET
	12.99 x 23.54 x $\frac{3}{4}$	13 x 24	52	3	40	254.82	6.37	2080

ALLOW FOR ADDITIONAL LEAD-TIME


inspiration • design • planning

RESOURCES

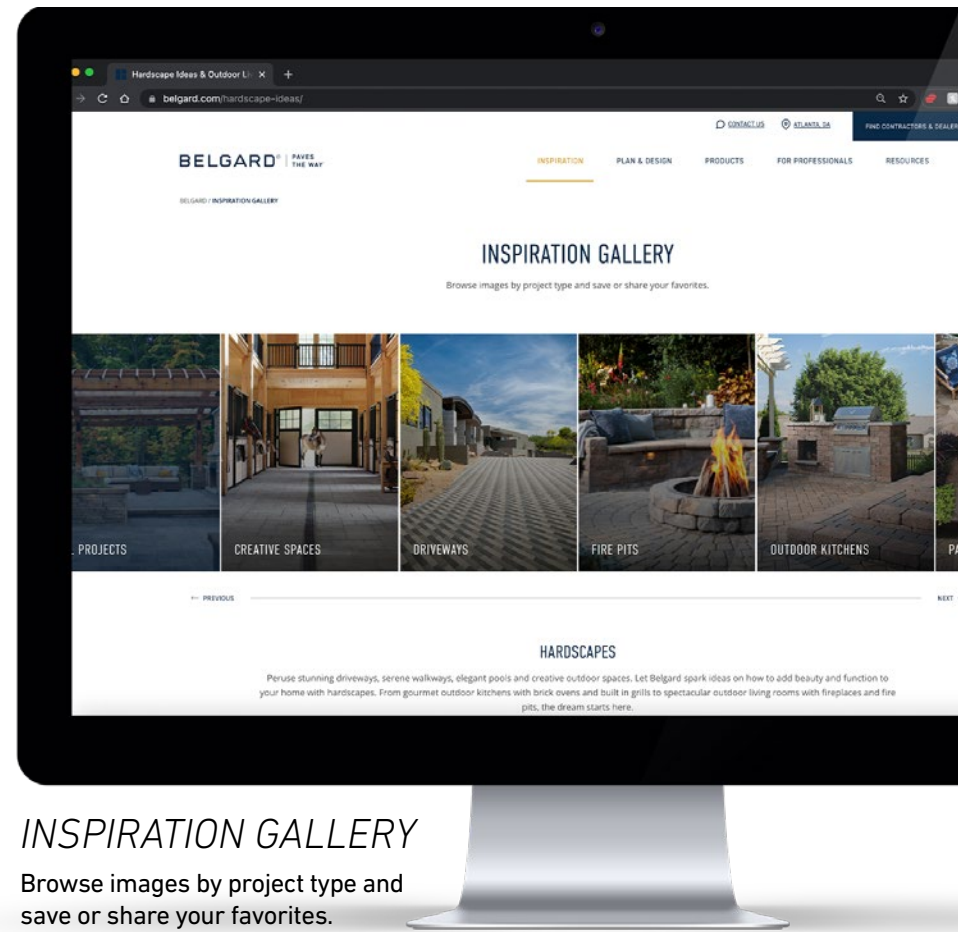
We offer an array of resources to help plan and design an outdoor living addition.



BELGARD
ROOMS



A simple way to design the outdoor addition you've been dreaming of.



BELGARD PAVES THE WAY

INSPIRATION GALLERY

Browse images by project type and save or share your favorites.

PROJECTS CREATIVE SPACES DRIVEWAYS FIRE PITS OUTDOOR KITCHENS

HARDSCAPES

Peruse stunning driveways, serene walkways, elegant pools and creative outdoor spaces. Let Belgard spark ideas on how to add beauty and function to your home with hardscapes. From gourmet outdoor kitchens with brick evens and built in grills to spectacular outdoor living rooms with fireplaces and fire pits, the dream starts here.



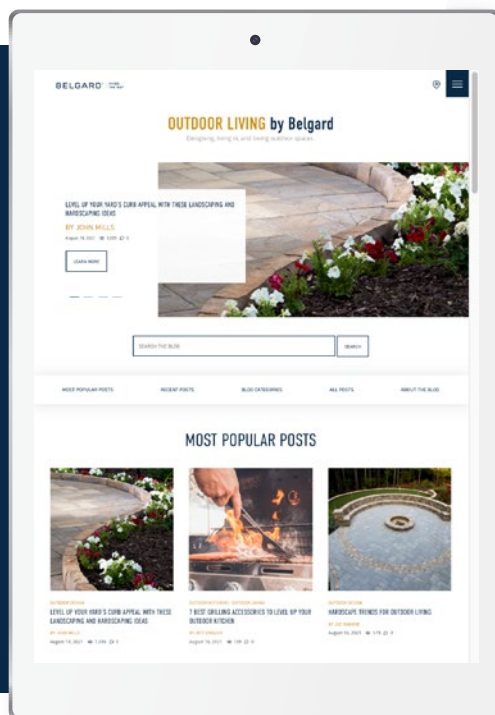
OUTDOOR LIVING BY BELGARD BLOG

The art of designing, living in, and loving outdoor spaces.



INSPIRATION GALLERY

Browse images by project type and save or share your favorites.



BELGARD

OUTDOOR LIVING by Belgard

LEVEL UP YOUR HOME'S CURB APPEAL WITH THESE LANDSCAPING AND HARDSCAPING IDEAS

BY JOHN MULLIS

August 16, 2021 | 10:00 AM EDT

SEARCH THE BLOG

MOST POPULAR POSTS

MOST POPULAR POSTS

LEVEL UP YOUR HOME'S CURB APPEAL WITH THESE LANDSCAPING AND HARDSCAPING IDEAS

7 BEST GRILLING ACCESSORIES TO LEVEL UP YOUR OUTDOOR KITCHEN

HARDSCAPE TRENDS FOR OUTDOOR LIVING




BELGARD
PAVES THE WAY

PROJECT GUIDE
YOUR OUTDOOR IDEAS HERE

PROJECT GUIDE

Everything you need to know about planning an outdoor living project.



BELGARD
PAVES THE WAY

DIGITAL CATALOG

DIGITAL CATALOG

Download or share a digital version of this catalog.



BELGARD
PAVES THE WAY

RESOURCE GUIDE | COASTAL

RESOURCE GUIDE

Installation tips, laying guides and estimating tools for contractors.

PEACE OF MIND, GUARANTEED

LIFETIME TRANSFERABLE LIMITED WARRANTY

Oldcastle® APG, Inc. ("Belgard") is proud to inform you that all of our interlocking concrete paver and retaining walls ("Products") meet and/or exceed the requirements of ASTM C-936 and ASTM C-1372. Belgard® guarantees its Products against these standards for the lifetime of the Product defined by ICPI. This guarantee does not apply to splitting, chipping or other breakage that could be caused by impact, abrasion or overloading. This warranty is transferable. The original proof of purchase is required.

This warranty is only valid if the material is installed under the guidelines of the ICPI (www.ICPI.org), The NCMA (www.ncma.org) or the Belgard Installation Guideline Manual. Improper installation voids this warranty. This warranty is for residential applications only and does not apply to commercial applications. It is recommended that the job be installed by a Belgard Contractor Program participant who guarantees their workmanship for a minimum of 3 years from the date of install. For warranty service, contact Belgard at 1-877-BELGARD. A service representative will investigate your claim within 10 business days. If the Belgard product fails to meet the specifications, Belgard will replace the defective product at no charge. Color matching cannot be guaranteed. Belgard will not be responsible for any replacement labor, consequential damages or incidental damages. This warranty gives you specific legal rights, and you may also have other rights which vary from state to state. Some states do not allow for the exclusion or limitation of incidental or consequential damages, so the above limitation or exclusion may not apply to you.

For specific information regarding warranty coverage and exclusions in regards to the Elements™ and Porcelain Paver products, please visit: Belgard.com/Warranty.



COASTAL LOCATIONS

5959 Soutel Drive
Jacksonville, FL 32219
Ph: 904-713-9996
Fx: 904-713-9985

3749 Copeland Drive
Zephyrhills, FL 33542
Ph: 813-783-1970
Fx: 813-783-2728

39 West Landstreet Road
Orlando, FL 32824
Ph: 800-226-9117
Fx: 407-851-9316

1590 N. Andrews Ave. Ext.
Pompano Beach, FL 33069
Ph: 954-972-7400
Fx: 855-265-5169

2200 12th Street
Sarasota, FL 34237
Ph: 941-957-3933
Fx: 941-366.1343

1980 Marley Drive
Haines City, FL 33844
Ph: 863-421-7422
Fx: 863-421-1250

8910 North 12th Street
Tampa, FL 33604
Ph: 800-356-7283
Fx: 813-933-4914

421 Leonard Blvd North
Lehigh Acres, FL 33971
Ph: 239-368-9700
Fx: 239-368-3924

7167 Interpace
West Palm Beach, FL 33407
Ph: 800-226-0004
Fx: 561-844-5454

28 Gene Hurley Road
De Funiak Springs, FL 32435
Ph: 850-892-5155
Fx: 850-892-7247

3302 NE 2nd Street
Gainesville, FL 32609
Ph: 352-377-1699
Fx: 352-377-2604

11657 Philips Highway
Jacksonville, FL 32256
Ph: 904-539-4470

325 North Street
Longwood, FL 32750
Ph: 407-831-1050
Fx: 407-331-6150

SHOWROOMS

6187 Shirley Street
Naples, FL 34109
Ph: 239-633-2596
By appointment only

5603 Anderson Road
Tampa, FL 33614
Ph: 813-886-7761
Fx: 813-886-8822

2874 NW 79 Ave.
Doral, FL 33122
Ph: 305-216-0947
By appointment only

2902 Warehouse Road
Ft. Myers, FL 33916
Ph: 239-334-8022
Fx: 239-334-0870

COLLECTIONS LEGEND

- Metropolitan Collection
- Natural Collection
- Heritage Collection
- Legacy Collection
- Environmental Collection
- Porcelain Collection

PRODUCT INDEX

PAVERS

Appian-Stone® 32	Melville™ Plank 22
Aqualine® 42	Moduline Series® 20
Ardesie 46	Na.Me 50
Belgian Cobble® 30	Nau 2.0 64
Catalina™ 24	Noon 66
Catalina Grana® 16	Norr 52
City Series 34	Oceanside 39
Clay 72	Officine 82
Eco Holland 44	Old World Paver™ 40
Foundation 81	Quarziti 2.0 54
Glocal 74	Rail 68
Holland Stone 36	Silverlake 56
Jurupa 62	Signature 70
Lafitt® Grana Slab 18	Turfstone™ 45
Lafitt® Rustic Slab 26	Verona™ 60
Lemmy 76	
Lagoon 48	
Mashup 78	
Mega-Arbel® 28	
Mega-Cambridge™ 38	

WALLS

Belair Wall® 2.0 88
Castlemanor® 90
Castlemanor® Grana 86
Diamond® 2.0 95

Diamond® 9D 94
Diamond Pro® & Diamond Pro® PS 96
Diamond Pro Stone Cut® 97
Easton Stone™ 87
Weston Stone™ 92

CUSTOMIZE YOUR SPACE

Artforms® Panel System 12
Beaufort™ Series 88
Bullnose Coping 100
Bordeaux™ Series 114
Brighton™ Series 118
Bristol™ Series 116
Easton Stone™ Fire Pit Kit 122
Elements 110
Fountainhead Coping 102
Oceanside Coping 104
Seville® Coping 106
Unico 108
Weston Stone™ Fire Pit Kit ... 120
Weston Stone™ Kits 121



BELGARD[®]
PAVES THE WAY[™]

© Copyright 2022 Oldcastle APG, Inc. All Rights Reserved. BEL21-620

BELGARD.COM

PICTURED ON THE COVER: SOUTHERN ESCAPES
LAFITT[®] GRANA SLAB & MARINA[™] COPING